BUILDING *Tomorrow* TOGETHER

Engineers Without Borders USA 2025 Annual Report



ENGINEERS WITHOUT BORDERS USA

Engineers Without Borders USA 2025 Annual Report

ENGINEERS WITHOUT BORDERS USA

www.ewb-usa.org

A Note from Our CEO 04

Our Stats 06

- Where Engineers Without Borders USA Worked 06
- Active and Completed Projects in 2025 09
- Active and Completed Projects All Time 11
- Contributions to the Sustainable Development Goals 12
- Our Volunteers 13

Purposeful Partnership Model 16

EWB-USA in the United States 24

Our Conference: Power Through Partnership 26



A Note from Our CEO

In 2025, the world reminded us why our work matters.

Communities around the globe faced growing infrastructure challenges as the institutions meant to support them pulled back. Funding dried up. Programs paused. And yet, the engineers in our network showed up. Local leaders showed up. Our partners showed up. Together, we advanced community health and prosperity across the US and in 24 countries. We completed 84 infrastructure systems, directly improving access to essential services for more than 852,000 people.

That is not a small thing in a hard year.

"What kept us grounded was something we have always believed: real change is built from the ground up, with communities, not for them."

What kept us grounded was something we have always believed: real change is built from the ground up, with communities, not for them. In Uganda's Kasese region, we celebrated the opening of what is now the longest suspended pedestrian bridge in the country. Local engineers led the construction and women from the community took on engineering, design, and decision-making roles and were compensated fairly. In Peru's Amazon, we saw communities designing their own rainwater harvesting systems, built for the realities of their changing environment. In Ecuador, we are nearing completion of a critical healthcare facility in mountainous Alausí. In the United States, on the Navajo Nation, our partnership advanced work that will bring families running water in their homes for the first time ever. Today we can tell many more stories of success across dozens of other countries, thanks to your support and steadfast volunteers and partners on the ground.

These solutions last because the people who depend on them help design them. That is what public-interest engineering looks like in practice.

We also overcame adversity this year. Federal funding cuts required difficult decisions, including staff reductions and program pauses. Our team responded with focus and adaptability. Private donors, family foundations, and corporate investors stepped forward and filled critical gaps. We are deeply grateful and you can count on us to expand our impact with this support.

"We arrive in 2026 with a sharper sense of who we are and the impact we can have in the world. I could not be prouder of our team, who showed resolve and resilience in the face of disruption."

2025 clarified something for us: the engineers who will matter most in the years ahead are not only technically strong. They are globally aware, community-centered, and committed to outcomes that last. EWB-USA exists to develop those engineers, and to connect them with the communities that need them. We know that their preparation is integral to our impact, and in 2025 we firmed up our EWB-USA Leadership framework, and our Volunteer Journey Map, which will allow us to better accompany them as they learn and develop in 2026 and beyond.

We arrive in 2026 with a sharper sense of who we are and the impact we can have in the world. I could not be prouder of our team, who showed resolve and resilience in the face of disruption. We are strong today, and it could have been a lot worse. You, and your support are no small part of our success.



Boris Martin CEO,
Engineers Without Borders USA

OUR 2025 STATS

WHERE ENGINEERS WITHOUT BORDERS USA WORKED



Where Engineers Without Borders USA Worked

25 Active Countries

Bolivia
Cambodia
Cameroon
Dominican Republic
Ecuador
Fiji
Gambia
Ghana
Guatemala
India
Kenya
Madagascar
Malawi
Nepal
Panama
Peru
Philippines
Rwanda
Senegal
Sierra Leone
Tanzania
Uganda
United States
Zambia
Zimbabwe

2025 ANNUAL REPORT

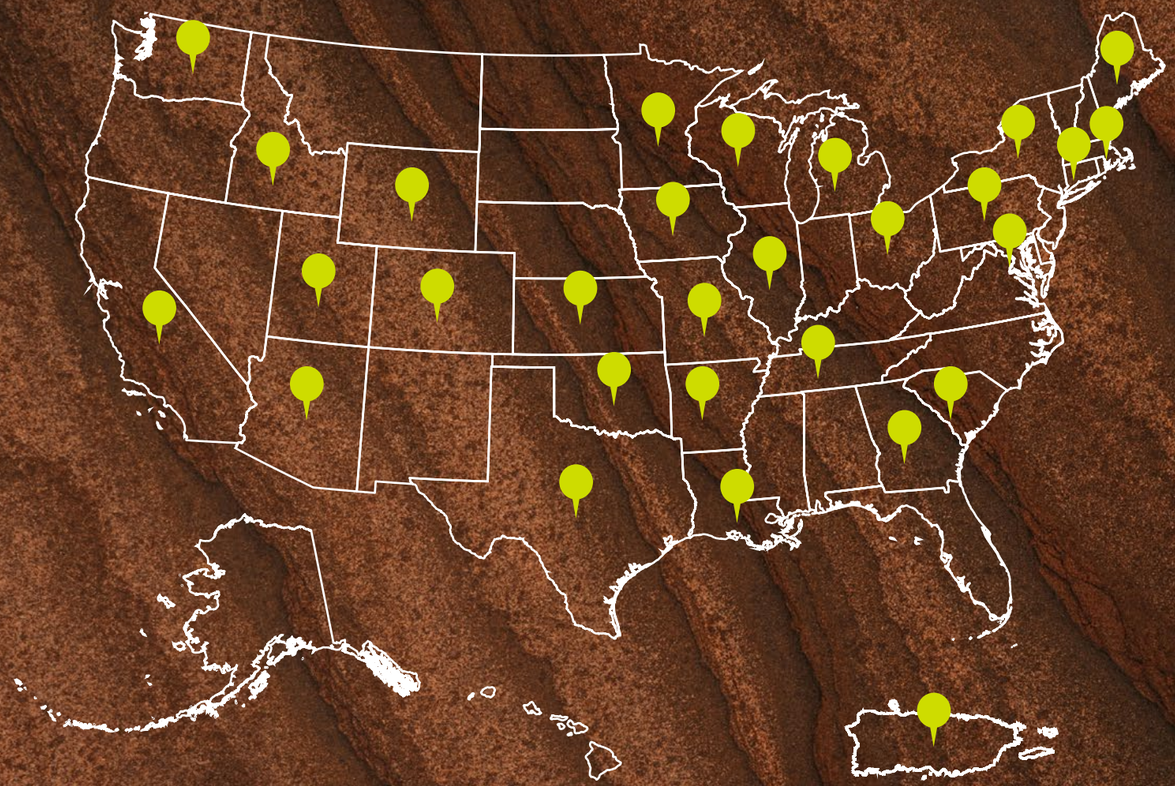

27 States + Puerto Rico

Arizona
Arkansas
California
Colorado
Georgia
Idaho
Illinois
Iowa
Kansas
Louisiana
Maine
Maryland
Massachusetts
Michigan
Minnesota
Missouri
New York
Ohio
Oklahoma
Pennsylvania
Puerto Rico
South Carolina
Tennessee
Texas
Utah
Washington
Wisconsin
Wyoming

Active and Completed Projects By Type in 2025

Total Stats for 2025 (US+Global)

AGRICULTURE

COMPLETED PROJECTS	02
PEOPLE IMPACTED BY ACTIVE AND COMPLETED WORK	28,722
ACTIVE PROJECTS CARRIED INTO 2026	16

CIVIL WORKS

COMPLETED PROJECTS	11
PEOPLE IMPACTED BY ACTIVE AND COMPLETED WORK	151,864
ACTIVE PROJECTS CARRIED INTO 2026	24

ENERGY

COMPLETED PROJECTS	04
PEOPLE IMPACTED BY ACTIVE AND COMPLETED WORK	34,059
ACTIVE PROJECTS CARRIED INTO 2026	16

SANITATION

COMPLETED PROJECTS	12
PEOPLE IMPACTED BY ACTIVE AND COMPLETED WORK	34,792
ACTIVE PROJECTS CARRIED INTO 2026	34

STRUCTURES

COMPLETED PROJECTS	13
PEOPLE IMPACTED BY ACTIVE AND COMPLETED WORK	116,762
ACTIVE PROJECTS CARRIED INTO 2026	45

WATER

COMPLETED PROJECTS	42
PEOPLE IMPACTED BY ACTIVE AND COMPLETED WORK	1,218,278
ACTIVE PROJECTS CARRIED INTO 2026	208

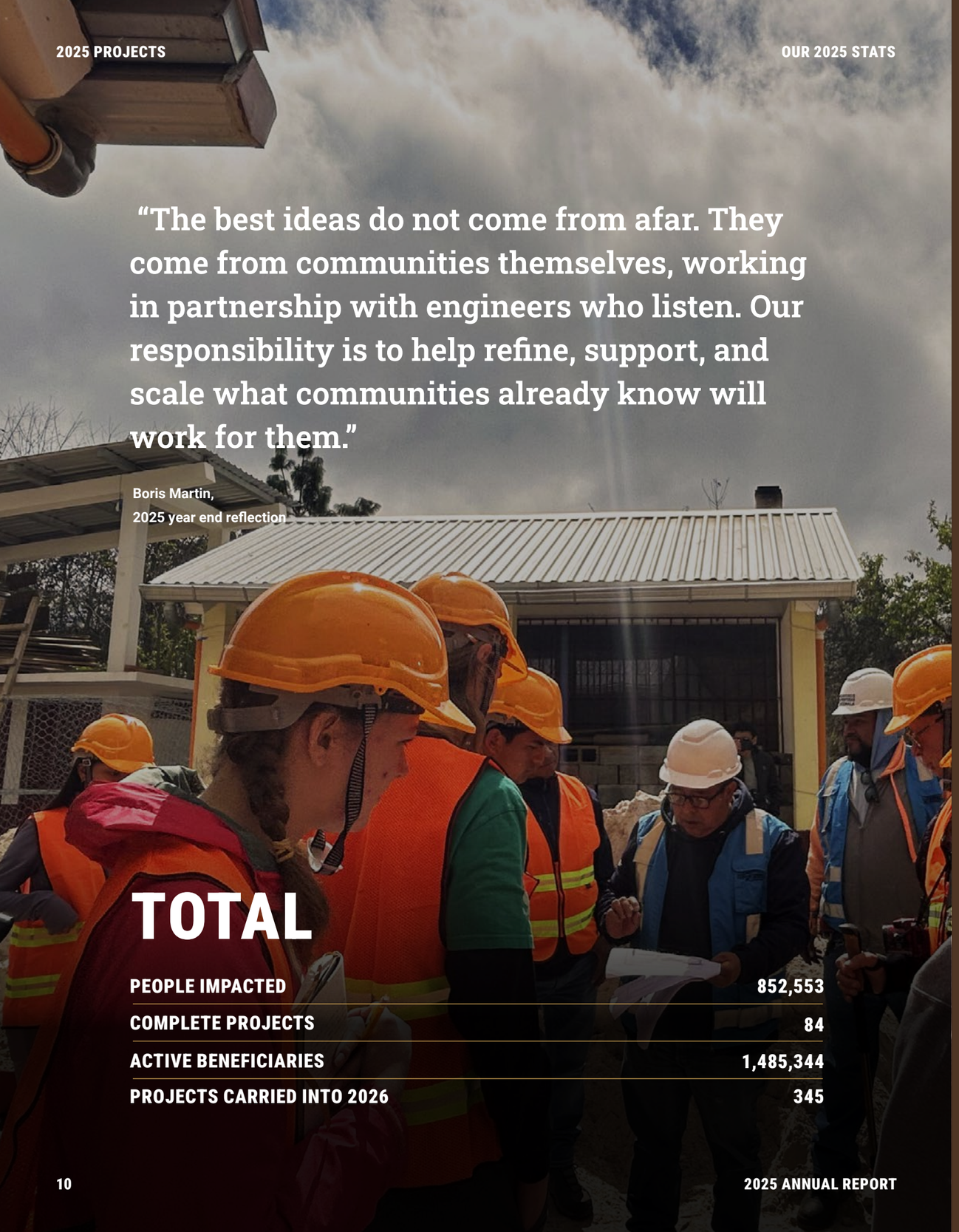

"The best ideas do not come from afar. They come from communities themselves, working in partnership with engineers who listen. Our responsibility is to help refine, support, and scale what communities already know will work for them."

Boris Martin,
2025 year end reflection

TOTAL

PEOPLE IMPACTED	852,553
COMPLETE PROJECTS	84
ACTIVE BENEFICIARIES	1,485,344
PROJECTS CARRIED INTO 2026	345

Active and Completed Projects By Type All Time

ALL TIME TOTALS	PROJECTS	PEOPLE IMPACTED
Agriculture	102	324,684
Civil Works	67	389,415
Energy	85	510,909
Sanitation	146	434,105
Structures	160	900,693
Water	705	3,290,237
Other	11	309,411
TOTAL PROJECTS		1,276
TOTAL COMMUNITIES		753
TOTAL PEOPLE IMPACTED		6,159,454



Contributions to the Sustainable Development Goals

1 NO POVERTY

PEOPLE IMPACTED 2025
852,553

ALL TIME PROJECTS DELIVERED:
1,274

2 ZERO HUNGER

PEOPLE IMPACTED 2025
965

ALL TIME PROJECTS DELIVERED:
103

3 GOOD HEALTH AND WELL-BEING

PEOPLE IMPACTED 2025
33,000

ALL TIME PROJECTS DELIVERED:
64

4 QUALITY EDUCATION

PEOPLE IMPACTED 2025
37,461

ALL TIME PROJECTS DELIVERED:
248

6 CLEAN WATER AND SANITATION

PEOPLE IMPACTED 2025
741,086

ALL TIME PROJECTS DELIVERED:
849

7 AFFORDABLE AND CLEAN ENERGY

PEOPLE IMPACTED 2025
11,854

ALL TIME PROJECTS DELIVERED:
84

8 DECENT WORK AND ECONOMIC GROWTH

PEOPLE IMPACTED 2025
965

ALL TIME PROJECTS DELIVERED:
103

9 INDUSTRY, INNOVATION AND INFRASTRUCTURE

PEOPLE IMPACTED 2025
89,113

ALL TIME PROJECTS DELIVERED:
165

Our Volunteers

11,007

Total Volunteers

EWB-USA volunteers are engineers, students, and community builders who show up year after year to co-create solutions that last. Their expertise and dedication are what make lasting change possible.



43.56%
Female

EWB-USA 43.56%

Industry Avg 16%

43.5% of EWB-USA volunteers identify as female, compared to 16% in engineering and architecture, according to the U.S. Bureau of Labor Statistics.

52.81%
Male

3.62% Other/Did not reply



OUR VOLUNTEER COMMUNITY

64.76% | 35.24%

	Students	Professionals
Female	50%	32%
Male	47.5%	63%
Other/Did not reply	2.5%	5%

“EWB has helped me change my perspective from projects to relationships in my personal and professional life. Demonstrated commitment changes hearts and minds far faster than monetary investment alone.”

Professional Volunteer





97%

IMPACT VERIFIED® IMPACT GENOME REGISTRY™

OF OUR VOLUNTEERS REPORT A POSITIVE EXPERIENCE FROM THEIR INVOLVEMENT WITH ENGINEERS WITHOUT BORDERS USA

DID YOU KNOW?

Our volunteer community spans students and professionals alike, bringing together people from diverse backgrounds and experiences.

Purposeful Partnership Model

Real impact takes time and trust to build. **The Purposeful Partnership Model (PPM) is EWB-USA's commitment to bringing all parties into a shared strategy built on long-term community collaboration**. Throughout 2025, the model served as the guiding framework for partnership development across five country programs: Ecuador, Uganda, Guatemala, Peru, and Kenya.



Unified Strategy

A collection of local organizations and projects centered around a country strategy for impact.

A collection of chapters working in the same regions sharing knowledge.



Mutual Capacity Strengthening and Learning

A collaborative and shared capacity strengthening plan for us and our local partners to grow together and achieve our shared vision.

Regularly sharing data, implementation outcomes, and lessons learned to inform future work.

Exchange of knowledge, strategies, operational advice, and advocacy skills to build capacity in various areas.



Programmatic Advancement

A grant system for partners to receive support for their operations and growth.

Expanded opportunities for collective fundraising with local purposeful partners.

How we measure success

Deepened partnerships between EWB-USA & local NGOs

Improved vetting, strategy, impact, quality, and sustainability of projects.

Increased funding for projects and partners.

Capacity strengthening and knowledge-sharing between organizations.

Collaboration, grounded in experience

Based on our network's collaborative work over the past two decades, we have found that our best outcomes are delivered through intentional, secure, long-term local partnerships. This deepened focus on our partnerships will provide greater opportunity for growth, heightened impact, and alignment with global development trends to leverage fundraising priorities.

"Thanks to the foundational work done in 2025, the Purposeful Partnership Model is no longer just a vision. The stage is set to deepen our collective impact alongside our partners and we are excited to expand what's possible together."

Gretchen Smithwick,
Senior Program Manager, EWB-USA

Moving forward, together

The PPM reflects EWB-USA's commitment to deepening its approach to community partnership. Where earlier strategies varied by country office or partner organization, the PPM establishes a unified framework that coordinates effort across all partners at the country level.

Community engineering projects are identified and vetted with direct input from local partners. A strategic matching system then connects approved projects to chapters whose capabilities align with the scope and scale of each community's needs.

Mutual capacity building is central to the model as well. This includes training, fundraising support, certification, and skills exchange with partners, all in service of shared goals. These deeper, more coordinated relationships strengthen program outcomes and position EWB-USA to pursue the sustained funding that supports long-term community resilience.

Some things stay the same

For chapters and communities, the heart of the work stays the same. Chapters will continue to deliver projects through EWB-USA's process, built on the direct, long-term relationships among a chapter, a local community, and a local partner that have always defined EWB-USA's approach.

What changes is what's behind that work. Greater data, a coordinated strategy, and expanded organizational capacity will provide chapters and partners with more support to do what they already do well.

Purposeful Partnership in Peru





Meet Julio



Julio Álvarez has walked alongside the communities of the La Libertad region for years, choosing to stay and build the trust that keeps water systems running.

EWB-USA has worked in Peru since 2006, building clean water, sanitation, and other infrastructure alongside trusted local partners. In 2025, we brought the Purposeful Partnership Model to this work, strengthening these long-term, locally led partnerships with more strategy and deeper support.

In practice, this means deepening our work with established partners like Las Marianistas, who have helped bring clean water to communities in the mountains of the La Libertad region. It also means designing integrated water and sanitation systems that meet Peru's national standards, opening the door to government support that keeps infrastructure running for generations.

65 Lifetime projects completed

22,484 Lifetime people impacted by completed projects

Purposeful Partnership in Kenya





Meet Ronald



Ronald Omyonga co-founded M-Koko and has guided its growth for nearly 20 years, turning a group of volunteers into a Kenyan organization that builds water systems to last.

EWB-USA has worked in Kenya since 2003, building clean water and sanitation infrastructure with local partners around the world. In 2025, we launched the Purposeful Partnership Model in Kenya, building on decades of trust to strengthen locally led organizations.

One of our first purposeful partners is M-Koko, a Kenyan organization in the Khwisero district with a long track record of building school water and sanitation systems that last. In partnership with Xylem, this work focuses on growing the capacity of Kenyan leaders so they can guide the strategy and sustain clean water access long after each project is complete.

104 Lifetime projects completed

461,142 Lifetime people impacted by completed projects



Giovana Troncos

Giovana leads Engineers Without Borders USA's strategy in Peru. Her work focuses on building partnerships that expand access to sustainable infrastructure in underserved communities across the country. She collaborates with local NGOs, government agencies, universities, and EWB-USA chapters to identify community needs, develop meaningful partnerships, and strengthen local capacity throughout every stage of our projects. She is passionate about EWB-USA's mission because of her belief that development should be a fair process where every community has the opportunity to thrive with dignity, equity, and respect. Engineering has the power to bring communities closer to those opportunities by working alongside local leaders rather than for them. Every community visit reinforces her belief that sustainable development is built through trust, collaboration, and empowering local partners to lead lasting change.

"The Purposeful Partnership Model improves lives in Peru by advancing development as a human right, empowering communities and local partners to lead lasting change."

Leshan Sancha

Leshan Sancha leads the implementation of the Purposeful Partnership Model (PPM) in Kenya. He works to strengthen locally led partnerships and advance sustainable engineering solutions across the country. He holds a Bachelor of Commerce in Accounting from Egerton University and is pursuing a Master of Science in Project Planning and Management at Mount Kenya University. With more than ten years of experience in designing, managing, and scaling community development programs, Leshan has worked across the nonprofit sector in system strengthening, monitoring, evaluation and learning, capacity building, and grant management through roles in NetHope, USAID-funded projects, Compassion International Kenya projects, and the Kenya Community Development Foundation. He is passionate about empowering local organizations and communities to lead sustainable, resilient development that creates lasting impact.



"I'm excited about the Purposeful Partnership Model because it strengthens local leadership and collaboration, creating sustainable solutions that communities own and that continue delivering impact for generations."

Purposeful Partner Highlights

Uganda



In Uganda, we completed the country's longest pedestrian bridge, linking communities once divided by a dangerous river to schools, clinics, and new economic opportunities. Our partner, EWB East Africa, also launched a strategic program called Nexus+, which brings together global engineering expertise and local planning to build infrastructure that lasts.

77 Lifetime projects completed

1,305,570 Lifetime people impacted by completed projects

Ecuador



In Ecuador, our partner FIEA completed a new strategic plan and strengthened its partnership with the Ministry of Health through the Alausí Healthcare Center project. FIEA also built new frameworks for gender-inclusive community engagement, ensuring women help lead infrastructure decisions, and expanded its work addressing child malnutrition.

52 Lifetime projects completed

29,715 Lifetime people impacted by completed projects

Guatemala



In Guatemala, we continued strong partnerships with ISF Guatemala, ACCMARI, and CECEP. In 2025, our teams laid the groundwork for two new institutes launching in 2026: a GIS and Geospatial Drone Institute with Trimble to guide project planning, and a Community Health Institute training engineers to repair lifesaving medical equipment in low-resource settings.

227 Lifetime projects completed

1,419,136 Lifetime people impacted by completed projects

Network Spotlight

Stacey Nyandiko

Stacey Nyandiko brings a rare combination of engineering training and partnership strategy to her work with Xylem's sustainability and social impact team. When she encountered EWB-USA's work in Kenya, she saw a model built on community ownership rather than top-down solutions.

During a site visit with EWB-USA's Howard University chapter, Stacey saw that model in action. Students knew the project intimately, and the community was fully engaged as a partner, not a recipient.

For Stacey, that distinction defines success. A working pump matters less than whether a community trusts the system, manages it independently, and feels ownership over what they built. It's a lesson she now carries into how she designs partnerships across Xylem's work: technology only creates lasting impact when paired with trust, listening, and shared commitment.



Working Together

In 2025, EWB-USA Partnered with Xylem to catalyze our purposeful partnership work in Kenya.

OVER THE NEXT 3 YEARS, we're working to bring clean water to over

500,000 **People Across Kenya**

EWB-USA in the United States

A Foundation of Partnership, and the Decade Ahead

For more than a decade, EWB-USA has worked alongside communities across the United States to tackle one of the country's most pressing and least-discussed challenges: the infrastructure gap facing small, rural, and underserved communities.

That work began in 2014 as a joint initiative with the American Water Works Association and the American Society of Civil Engineers, operating as the Community Engineering Corps. Over the years, Community Engineering Corps grew into a nationally recognized program, providing pro-bono engineering and technical services to communities that couldn't access or afford them. By 2025, the program had helped communities unlock more than $62 million in funding, delivered 270+ pro-bono engineering solutions, and served 400+ communities across the U.S., its Territories, and Tribal Entities.

In 2025, EWB-USA assumed full ownership of this program, marking the program's transition from a three-organization alliance to a program fully integrated into EWB-USA, in both name and brand. We're excited about the new opportunities this creates to deepen our impact and strengthen support for communities across the United States. While the structure has evolved, the mission and commitment to communities remains unchanged. That commitment was tested the same year, as federal funding cuts and shifting national priorities put new pressure on the communities the program serves and on the broader ecosystem of organizations that support them. But the program's foundation held. Despite the challenges, the program completed a record 27 projects in 2025, its highest annual total to date, and a testament to the resilience of the program.

"By the time a community comes to us, they recognize the need, and they understand how critical infrastructure is to a thriving community," said Clare Haas Claveau, who led EWB-USA's US Community Program for years before stepping into a new chapter at the end of 2025. "They just need a partner to help them get unstuck."

That commitment to long-term partnership is what guides the work ahead. Natalie Celmo, PE, who joined EWB-USA in 2020 and has been part of the volunteer community for 15 years, now leads the program as its Director. Her connection to this work goes back to her first EWB-USA chapter meeting as a volunteer, an experience that opened her eyes to "the impact that engineering with empathy can have on the world."



As the program moves into this next decade of impact, there's much to be excited about. We're sharpening our focus on the places where the infrastructure gap runs deepest, strengthening the path from engineering solutions to funded, built, lasting outcomes, and continuing to invest in the volunteers who carry this work forward. The work is evolving, but the measure of success stays the same: communities with the infrastructure they need to thrive.

In Action in the United States



As we enter this next chapter, our focus remains the same: working alongside communities as trusted, long-term partners to help turn infrastructure challenges into opportunities for growth and resilience.

$62+ Million in all-time funding leveraged

142 Projects completed all time



Meet Natalie



Natalie Celmo, PE, now leads our U.S. Community Program, guiding EWB-USA's work with a belief she formed as a volunteer 15 years ago: engineering is most powerful with empathy.

Power Through PARTNERSHIP
EWB-USA CONFERENCE 2025

In March 2025, more than 570 engineers, students, community partners, and organizational leaders gathered in Charlotte, North Carolina for EWB-USA's National Conference. The theme was "Power Through Partnership," and the conference delivered on that promise in every session, hallway conversation, and shared meal.



This was not a typical year for the international development sector. Organizations across the field have faced growing uncertainty, and many in the EWB-USA community arrived in Charlotte carrying that weight. What they found was a space to set it down together.

The conference became a reminder that partnership across chapters, countries, and disciplines is both EWB-USA's strategy and its source of strength.

Representatives from over 100 chapters across the country, and numerous partners around the world attended, with community partners joining from Guatemala, Ecuador, Uganda, Bolivia, Nicaragua, and beyond. Whether it was a student chapter learning fundraising strategies from a professional chapter, or an in-country partner connecting with a chapter team for the first time in person, the energy in the room was one of shared purpose.

Sessions spanned technical deep-dives, leadership and chapter management, global partnership models, and the intersection of engineering with equity and climate resilience in mind. Hands-on workshops gave attendees practical skills to bring back to their chapters. Poster presentations filled the halls with chapter work from across the country, a visible and energizing snapshot of EWB-USA's collective reach.

570 conference attendees

100 chapters representatives

30 poster presentations

54 sessions

19 partner representatives





"The conference had a great impact on my professional development... The sessions on program design and impact reporting were highly relevant to my role as a Program Coordinator. I also exchanged ideas with the Guatemalan teams... which gave me fresh perspectives to apply in my work."

Habert Ongom,
EWB East Africa



“The EWB-USA National Conference was an amazing opportunity to connect with passionate students between conference sessions and during the career fair. EWB-USA students are some of the most dedicated and community-oriented individuals. By being a part of EWB-USA, it is clear that they will uphold our organization’s values, and they will continue to serve others throughout their future careers.”

Allyse Ernest, Entry College Recruiter, CDM Smith

Join Us in St. Louis: EWB-USA’s 25th Anniversary Conference, 2027

EWB-USA’s National Conference is where the organization’s community comes to life. Students connect with professionals. Community partners sit across the table from chapter teams. Ideas that begin in a breakout session become partnerships that last for years.

In 2027, we’ll celebrate a milestone: 25 years of EWB-USA. The conference will take place in St. Louis, Missouri, and it will be a moment worth being part of.

For corporate partners, the EWB-USA National Conference offers something rare: direct access to one of the most mission-aligned engineering talent pools in the country, alongside a community of organizations committed to sustainable, community-driven solutions.

Sponsorship opportunities are available at multiple levels, with benefits including career fair access, speaking and workshop opportunities, branded visibility across the conference, and connection to EWB-USA’s network of 11,000+ volunteers and 200+ chapters nationwide. Early sponsorship conversations for the 2027 conference are already underway.

To Discuss Sponsorship Contact:



Jackie Meyer
Development Officer,
Insititutional Giving
jackie.meyer@ewb-usa.org

EWB-USA CONFERENCE 2027 ST LOUIS
CELEBRATING 25 YEARS OF IMPACT



2025 financials

Assets

CURRENT ASSETS	TOTAL
Cash and Equivalents	5,794,411
Investments	5,694,099
Contributions and grants receivable	123,592
Prepaid expenses	186,626
Project advances	103,263
Cash and cash equivalents - endowment	6,401
Investments - endowment	702,764
TOTAL ASSETS	**12,611,156**

Liabilities and Net Assets

CURRENT LIABILITIES	TOTAL
Accounts payable	23,165
Accrued expenses and other liabilities	111,706
Deferred revenue	115,396
TOTAL LIABILITIES	**250,267**
NET ASSETS	
Without donor restrictions	4,548,458
With donor restrictions	7,812,431
TOTALS ASSETS	**12,360,889**
TOTAL LIABILITIES AND NET ASSETS	**12,611,156**

Statement of Activities



Statement of Activities

SUPPORT AND REVENUE	WITHOUT DONOR RESTRICTIONS	WITH DONOR RESTRICTIONS	TOTAL
Contributions and grants	3,756,321	5,003,697	8,760,018
Contributions of nonfinancial assets	1,348,375	-	1,348,375
Registration fee income	183,986	-	183,986
Other Income	21,299	-	21,299
Investment return	420,029	63,860	483,889
Net assets released from restriction	5,346,571	(5,346,571)	-
TOTAL SUPPORT AND REVENUE	**11,076,581**	**(279,014)**	**10,797,567**

EXPENSES	WITHOUT DONOR RESTRICTIONS	WITH DONOR RESTRICTIONS	TOTAL
PROGRAM SERVICES			
Total Program Services	8,652,907	-	8,652,907
TOTAL PROGRAM SERVICES			**8,652,907**
SUPPORTING SERVICES			
General and administrative	1,110,078	-	1,110,078
Fundraising	791,196	-	791,196
Loss on uncollectible promises to give*	-	189,650	189,650
TOTAL SUPPORTING SERVICES			**2,090,924**
TOTAL EXPENSES	**10,554,181**		**10,743,831**

*Payment on a multi-year corporate gift pledged in 2022 that was withdrawn.



ENGINEERS
WITHOUT
BORDERS
USA